








<b>BENTGRASS (<i>Agrostis stolonifera</i>)</b>		<b>Rate: 1-2 lbs/ 1000 ft<sup>2</sup> or 45-90 lbs/ Acre</b>
<b>007 Creeping</b>	Excellent Dollar Spot resistance. Heat and cold tolerance. Cool temperature growth. Poa annua resistant.	
<b>007XL Creeping</b>	Superior turf qualities, fine leaves and uniformly dense, exceptional Dollar Spot and Anthracnose resistance. High wear tolerance, early spring green up, and cool weather performance.	
<b>CENTENNIAL Creeping</b>	Centennial offers biodiversity, providing the best disease and pest resistance that can destroy mono stands. Piper and Oakley, while genetically different, exhibit similar traits.	 
<b>SPECTRUM Creeping</b>	Displays superior turf quality both in fairway and putting green trials. Exhibits quick turf establishment with optimum color, texture and density. Excellent disease resistance including to dollar spot and anthracnose.	
<b>COHO Creeping</b>	Superior summer performance, stress tolerance, disease resistance (particularly Dollar Spot) and versatility. Medium dark green color and good density. It can be used for tees, greens and fairways.	
<b>KENTUCKY BLUEGRASS (<i>Poa pratensis</i>)</b>		<b>Rate: 1-2 lbs/ 1000 ft<sup>2</sup> or 45-90 lbs/ Acre</b>
<b>ACTION</b>	<b><i>Shamrock x Midnight</i></b> Known for very quick germination and establishment. Fine leaf texture with a bright, spring-green color. A durable, economical Kentucky bluegrass with a deep, aggressive rhizome system for improved drought recovery.	
<b>BLUECHIP</b>	<b><i>BVMG x Midnight</i></b> Is a turf-type Kentucky bluegrass characterized by rapid, thick growth. It offers good, early spring greening and maintains color well into November.	
<b>RUGBY II</b>	<b><i>Midnight</i></b> Rich, dark green color with an intermediate leaf texture, providing a high-quality turf appearance. It is a versatile, sod-forming grass used on sports fields, and golf courses due to its superior wear resistance.	
<b>FULL MOON</b>	<b><i>Midnight x America x Limousine</i></b> Rich dark green color, with a medium-fine leaf texture, with good heat and drought tolerance. A TWCA qualified variety ideal for golf courses, sports fields, parks and landscaping applications.	
<b>FIELDER</b>	<b><i>Shamrock x America</i></b> Rapid establishment, especially under cool soil temperature. Excellent traffic tolerance. High year-round density. Early spring green-up, high summer performance and low maintenance.	
<b>KICKSTART</b>	<b><i>America x Texas x Mid-Atlantic</i></b> An exceptionally fast-establishing variety that was selected for superior ability to establish. Resistance against both rust and leaf spot, Excellent Spring green-up and maintains a vibrant green color.	
<b>DESERT DREAM</b>	<b><i>America x Midnight x BVMG</i></b> Specifically recognized as a drought-tolerant and TWCA qualified seed variety. Bright Green color, early spring green up and excellent disease resistance.	 
<b>TUMALO</b>	<b><i>Eurasian x America x Washington</i></b> Dark green, medium dense variety, with good to excellent turf quality and wear tolerance. Excellent summer performer under summer stress with excellent heat and drought tolerance.	

Your Seed Specialist

Bob Buckton  
Cell 705-328-4681  
Email: bob@grahamturf.com

Paul Stevens  
Cell 705-917-0266  
Email: paul@grahamturf.com

Matt Stevens  
Cell 705-930-6509  
Email: matt@grahamturf.com



<b>FINE FESCUE (<i>Festuca sp.</i>)</b>		<b>Rate: 4-6 lbs/ 1000 ft<sup>2</sup> or 175-250 lbs/ Acre</b>
<b>CELESTIAL</b> Creeping Red Fescue ( <i>Festuca rubra</i> ) An advanced generation of synthetic fine fescue cultivars that promise to expand greatly the usage. Sun or partial shade, low maintenance turf for home lawns, parks, and golf courses.		
<b>HEATHLAND</b> Chewings Fescue ( <i>Festuca rubra var. falax</i> ) EWS (enhanced weed suppression) Chewings Fescue, with fine leaf texture, high shade and drought tolerance Allelopathic qualities that resist weed overgrowth. It also requires less frequent mowing than other species.		
<b>MINIMUS</b> Hard Fescue ( <i>Festuca brevipila</i> ) Offers several options on the golf course and in general, natural low maintenance turf areas with A-LIST quality. Ideal for meadows, parks and secondary roughs, as well as in areas where turf transitions to natural areas or into shade.		
<b>BLUE MESSA</b> Sheep Fescue ( <i>Festuca ovina</i> ) Drought-tolerant, fine-bladed, and low-maintenance, bunchgrass used for lawns and erosion control. Features fine, blue-green blades, with upright seed heads. Thrives in dry, sandy, and rocky soils.		
<b>TALL FESCUE (<i>Festuca arundinacea</i>)</b>		<b>Rate: 8-10 lbs/ 1000 ft<sup>2</sup> or 350-450 lbs/ Acre</b>
<b>ZIG ZAG</b> Persistent, endophyte enhanced variety that is well adapted to hot summers, lower fertility soils and shade. Selected from spreading plants producing rhizome. Excellent drought and summer performance.		
<b>GRANDE 3</b> Superior for low maintenance. High density and excellent wear tolerance. Good summer patch resistance. Good summer patch resistance. Rhizomes for recovery. High quality.		
<b>RYEGRASS (<i>Lolium sp.</i>)</b>		<b>Rate: 7-9 lbs/ 1000 ft<sup>2</sup> or 300-400 lbs/ Acre</b>
<b>CHAMPION GQ</b> Perennial Ryegrass ( <i>Lolium perenne</i> ) Superior seed quality, with a "Poa free" tag based on extended seed testing, so you are not planting your problems. Rapid establishment, stress and disease tolerance, cool weather active growth, wear tolerance and recovery.		
<b>MIGHTIER</b> Perennial Ryegrass ( <i>Lolium perenne</i> ) Dark green perennial ryegrass with superior turf quality, excellent wear tolerance, and rapid recovery. Highly resistant to Gray Leaf Spot, Red Thread, Stem Rust, Crown Rust, and Pink Snow Mold.		
<b>SIDEWAYS</b> Perennial Ryegrass ( <i>Lolium perenne</i> ) Spreading growth for better wear resistance. High Gray Leaf Spot and Rust Resistance. Drought tolerance and recovery. Winter-active growth. Very dark green.		
<b>SR 4700</b> Perennial Ryegrass ( <i>Lolium perenne</i> ) Superior turf quality, very dark green color and tolerance cool temperature, drought and salt tolerance. Wear tolerant at all cutting heights, with rapid recovery of divots or damage from tillers and stolon's.		
<p><b>IMPROVED SUSTAINABILITY</b> A-LIST varieties have shown the ability to maintain excellent turf quality under the harshest conditions, requiring less water, fertilizer and chemicals.</p>	<p><b>WATER CONSERVATION</b> TWCA products contain at least 70% qualified Varieties. TWCA varieties exhibit superior heat and drought tolerant over other similar turfgrass species.</p>	

Your Seed Specialist

Bob Buckton  
Cell 705-328-4681  
Email: bob@grahamturf.com

Paul Stevens  
Cell 705-917-0266  
Email: paul@grahamturf.com

Matt Stevens  
Cell 705-930-6509  
Email: matt@grahamturf.com